

Screen Shots for Semester Fee Payment

Step-1:

Visit: <https://www.onlinesbi.com/prelogin/icollecthome.htm>



DISCLAIMER CLAUSE

डिस्क्लेमर क्लॉज़ हिंदी में देखने हेतु [यहां क्लिक करें](#).

[Click here](#) to view the disclaimer clause in Hindi.

Terms Used:

- ▶ **Corporate Customer:** Firm/Company/Institution (F/C/I) collecting payment from their beneficiaries.
 - ▶ **User:** The beneficiary making a payment to F/C/I for the services/goods availed.
 - ▶ Bank shall not be responsible, in any way, for the quality or merchantability of any product/merchandise or any of the services related thereto, whatsoever, offered to the User by the Corporate Customer. Any disputes regarding the same or delivery of the Service or otherwise will be settled between Corporate Customer and the User and Bank shall not be a party to any such dispute. Any request for refund by the User on any grounds whatsoever should be taken up directly with the Corporate Customer and the Bank will not be concerned with such a request.
 - ▶ Bank takes no responsibility in respect of the services provided and User shall not be entitled to make any claim against the Bank for deficiency in the services provided by the Corporate Customer.
 - ▶ The User shall not publish, display, upload or transmit any information prohibited under Rule 3(2) of the Information Technology (Intermediaries guidelines) Rules, 2011.
 - ▶ In case of non-compliance of the terms and conditions of usage by the User, the Bank has the right to immediately terminate the access or usage rights of the User to the computer resource of the Bank and remove the non-compliant information.
- I have read and accepted the terms and conditions stated above.
(Click Check Box to proceed for payment.)

Proceed

© Copyright 2013 OnlineSBI

[Privacy Statement](#) | [Disclosure](#) | [Terms of Use](#)

Click Check Box and Proceed.

Step-2:


Select **Madhya Pradesh** and **Educational Institutions** for State of Corporate/Institution and Type of Corporate/Institution respectively (As shown in Screen Below) and Click on Go:

State Bank Collect 09-Dec-2015 [11:21 AM IST]

Select State and Type of Corporate / Institution

State of Corporate/Institution *

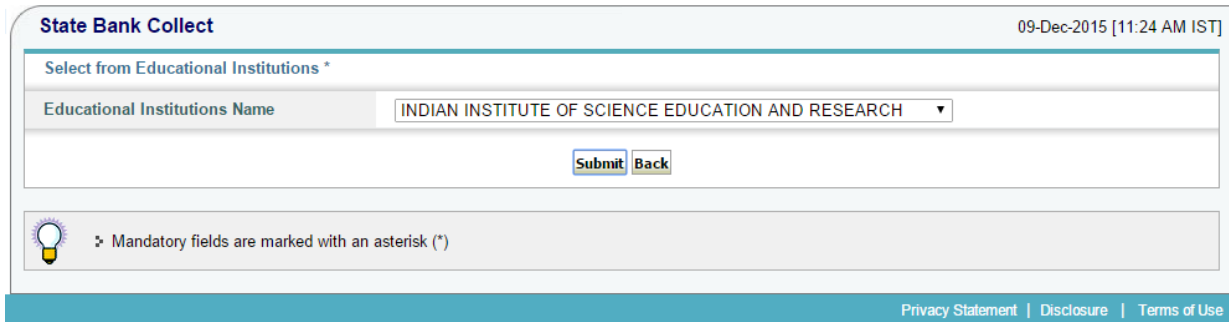
Type of Corporate/Institution *

 Mandatory fields are marked with an asterisk (*)
State Bank Collect is a unique service for paying online to educational institutions, temples, charities and/or any other corporates/institutions who maintain their accounts with the Bank.

[Privacy Statement](#) | [Disclosure](#) | [Terms of Use](#)

Step-3:

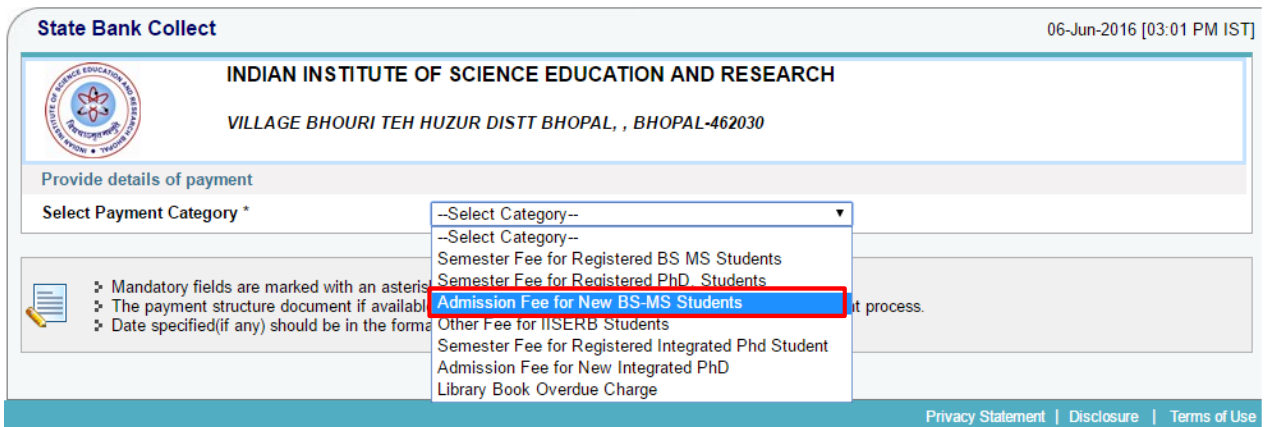
Select **INDIAN INSTITUTE OF SCIENCE EDUCATION AND RESEARCH** for Educational Institutions Name (As shown in Screen Below) and Click on Submit:



The screenshot shows the 'State Bank Collect' interface. At the top right, the date and time are '09-Dec-2015 [11:24 AM IST]'. Below the header, there is a section titled 'Select from Educational Institutions *'. A dropdown menu is open, showing 'INDIAN INSTITUTE OF SCIENCE EDUCATION AND RESEARCH' as the selected option. Below the dropdown are 'Submit' and 'Back' buttons. At the bottom of the form, there is a footer with links for 'Privacy Statement', 'Disclosure', and 'Terms of Use'.

Step-4:

Select appropriate option within the following:




The screenshot shows the 'State Bank Collect' interface for Step 4. At the top right, the date and time are '06-Jun-2016 [03:01 PM IST]'. The form displays the logo of the Indian Institute of Science Education and Research (IISER) and the text 'INDIAN INSTITUTE OF SCIENCE EDUCATION AND RESEARCH' and 'VILLAGE BHOURI TEH HUZUR DISTT BHOPAL, , BHOPAL-462030'. Below this, there is a section titled 'Provide details of payment'. A dropdown menu is open for 'Select Payment Category *', showing several options. The option 'Admission Fee for New BS-MS Students' is highlighted with a red box. Below the dropdown, there are several mandatory fields marked with an asterisk (*). At the bottom of the form, there is a footer with links for 'Privacy Statement', 'Disclosure', and 'Terms of Use'.

Step-5:

Fill the form carefully and submit.

1. Enter ₹ 5500/- in **One Time Admission Fee**
2. Enter ₹ 17,000/- in **Semester Fee for General/OBC Category**
OR
Enter ₹ 6000/- in **Semester Fee for SC/ST Category**

State Bank Collect 07-Jun-2016 [10:42 AM IST]





INDIAN INSTITUTE OF SCIENCE EDUCATION AND RESEARCH
VILLAGE BHOURI TEH HUZUR DISTT BHOPAL, , BHOPAL-462030


Provide details of payment


Select Payment Category *	Admission Fee for BS-MS
Name of Student *	<input type="text"/>
Category *	--Select Category--
Application Number *	<input type="text"/>
One Time Admission Fee *	<input type="text"/>
Semester Fee *	<input type="text"/>
Remarks	<input type="text"/>

Please enter your Name, Date of Birth & Mobile Number. This is required to reprint your e-receipt / remittance(PAP) form, if the need arises.

Name *	<input type="text"/>
Date of Birth *	<input type="text"/> 
Mobile Number *	<input type="text"/>
Enter the text as shown in the image *	<input type="text"/> FB9A7

 Mandatory fields are marked with an asterisk (*)

 The payment structure document if available will contain detailed instructions about the online payment process.

 Date specified(if any) should be in the format of 'ddmmyyy'. Eg., 02082008

[Privacy Statement](#) | [Disclosure](#) | [Terms of Use](#)

Please send hard copy of receipt of the payment of fees to reach the office of *Assistant Registrar Office of Academic Affairs, Indian Institute of Science Education & Research Bhopal, Bhopal Bypass Road, Bhauri, Bhopal – 462 066, Madhya Pradesh* on or before **the date prescribed in your offer letter** Alternatively, you may send the same scanned to office_aa@iiserb.ac.in

Please take a print copy of fee payment. Two copies of the same should be bring at the time of Registration.